



G4 SERIES G4L25 - 2.5W

2.5 watt LED G4 lamp

Application


Energy efficient LED lamp solutions, designed for G4 base luminaires

Design Specifications



- Transparent silicone body
- 12V AC or DC driver required
- High efficiency LED optics
- CCT choice of 3000K or 6000K
- Beam distribution 270°
- Compatible with most electronic transformers, suits most G4 lamp fittings

Performance

- Dimmable - **NO**



Technical Specification

Product	Model No.	Input Voltage (V/AC)	Input Voltage (V/DC)	Power (W)	Lumens (lm)	CCT (K)
	G4L25WW	12	12	2.5	160	3000
	G4L25DL	12	12	2.5	180	6000

CRI	Beam Angle (°)	Dimmable	Diameter (mm)	Height (mm)	Base Type
80	270	NO	13	37	G4
80	270	NO	13	37	G4

Due to continued product and technology enhancements, data sourced from sal.net.au shall not form part of any contract and or technical performance guarantee unless expressly confirmed in writing by SAL at the time of order. Products are sold in accordance with [SAL Terms and Conditions of sale](#) and all images shown are for illustration purposes only and may vary from the actual colour or finish. Unless specifically stated, all IP ratings nominated for Interior products are from "below the ceiling".

Dimensions

G4L25

