



ECOLINE EMERGENCY SL9732EM - 20/40W

Compliant to AS/NZS 2293, narrow body profile

Application

Perfect for interior commercial emergency lighting installations

Design Specifications

- Narrow steel body (65mm) body profile, white powder coat finish
- Designed with a large terminal block for easy installation
- LiFePO4 battery technology for long life
- Designed for both maintained and non-maintained systems, guaranteed 90 minutes emergency function with LED charge status display and test switch
- High efficiency SMD LED chips on board
- Selectable colour temperature DIP switch, 3000K / 4000K / 5700K and integral dual power selections



Technical Specification

Model No.	Description	Input Voltage (V/AC)	Power (W)	CRI	Dim (mm)
SL9732/20EM	LED EMG DIFFUSED BAT 600x65mm	240	20	80	600(L) x 65(W) x 65(H)
SL9732/40EM	LED EMG DIFFUSED BAT 1135x65mm	240	40	80	1135(L) x 65(W) x 65(H)
SL9732/50EM	LED EMG DIFFUSED BAT 1455x65mm	240	50	80	1455(L) x 65(W) x 65(H)

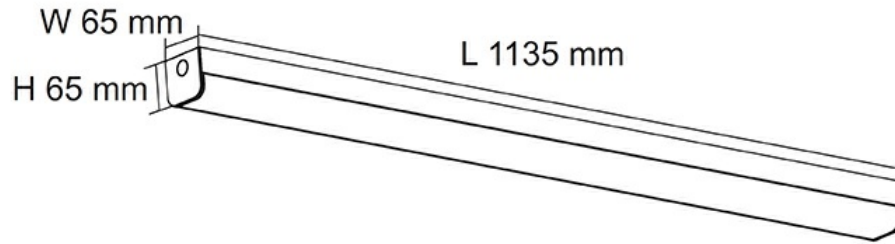
Note: Battery warranty twenty-four (24) months

Note: 20EM = D40C0, D25@C90 40EM = D50@C0, D25@C90 emergency classification

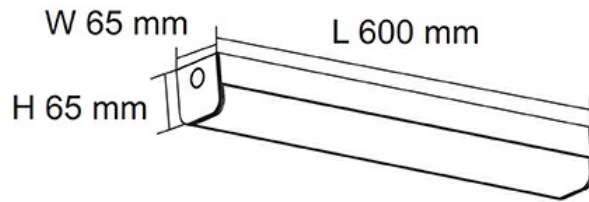
Due to continued product and technology enhancements, data sourced from sal.net.au shall not form part of any contract and or technical performance guarantee unless expressly confirmed in writing by SAL at the time of order. Products are sold in accordance with [SAL Terms and Conditions of sale](#) and all images shown are for illustration purposes only and may vary from the actual colour or finish. Unless specifically stated, all IP ratings nominated for Interior products are from "below the ceiling".

Dimensions

SL9732 40



SL9732 20

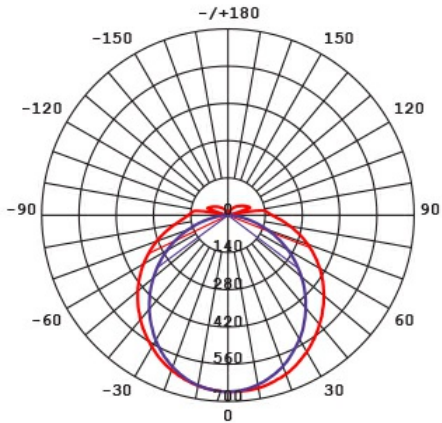


Photometric Data

Photometric Data (power on)

Unit: cd C0/C180 _____ C90/C270 _____

SL9732/20EM at 5700K



SL9732/40EM at 5700K

