



## Metal Roof Peeler

# SURESET


M.R.Peeler - The safe way to hold metal sheet back to gain access to ceilings.  
Comes in handy cotton bag for storage. Made from 25% glass filled nylon.  
Metal components are Stainless Steel.

### Features


- All components are “connected” - no losing parts
- 1.5mt length of Stainless Steel chain
- Threaded bolt can be replaced if/when worn
- Comes with a cotton bag to store the roof screws
- Designed and assembled in Australia

***Be SAFE, use a  
M.R. Peeler to  
hold back Metal  
Roof sheets***


### Instructions for Use




After removing sufficient roof screws, unpack your MR Peeler  
Note - the bag can be used to store the roof screws



Insert the stainless steel bolt through the best positioned screw hole and attach the “Lifting Ring”  
Note - “best position” is dependant on the situation



Once the lifting ring is secure, attach the “Snap Lock hook”



Using the chain, pull back firmly to “peel” back the roofing sheet - being cautious not to overbend and cause a kink in the sheet



Select an appropriate roofing screw and back of partially to allow the “Fixing Plate” to slide over the head of the roofing screw



Once the fixing plate is in place, adjustment may be necessary to shorten the chain to suit the application. You now have safe access to the ceiling space

All care is taken to provide a robust, trade tough product - your periodic checking of the product is necessary to ensure no components have become damaged.

The MR Peeler is not intended to be in place indefinitely - it is designed for temporary use ONLY

Code	Description
MRPEELER	Sureset Roofing Metal Sheet Access Securing Tool