

## Datasheet - EX-BNS 180-12Z-2187-2-3G/D 10,0M

Safety sensors / EX-BNS 180



- Ex certified
- Thermoplastic enclosure
- Suitable for food processing industry
- Ø M18
- Particularly large switching distance
- Long life
- no mechanical wear
- Insensitive to transverse misalignment
- Insensitive to soiling

(Minor differences between the printed image and the original product may exist!)

### Ordering details

Product type description	EX-BNS 180-12Z-2187-2-3G/D 10,0M
Article number	101208353
EAN code	4030661379913
eCl@ss	27-27-24-02

### Approval

Approval	ATEX
----------	------

### Classification

Standards	EN ISO 13849-1
B10d Opener/Normally open contact (NC/NO)	25.000.000
- notice	at max. 20% contact load
Mission time	20 Years
notice	$MTTF_d = \frac{B_{10d}}{0,1 \times n_{op}}$ $n_{op} = \frac{d_{op} \times h_{cp} \times 3600 \text{ s/h}}{t_{cycle}}$

### Global Properties

Product name	EX-BNS 180
Standards	IEC 60947-5-3, EN 60079-0, EN 60079-15, EN 60079-31, BG-GS-ET-14

Compliance with the Directives (Y/N) 

Yes

#### Materials

- Material of the housings	Plastic, glass-fibre reinforced thermoplastic
- Material of the cable mantle	PVC
Housing construction form	cylinder, thread
Weight	401 g
Coding available (Y/N)	No
Monitoring function of downstream devices (Y/N)	No
Prerequisite evaluation unit	
Recommended safety-monitoring module	
Recommended actuator	BP 6, BP 8, BP 10, BP 15 SS

### Mechanical data

---

Design of electrical connection	Cable
Cable length	10 m
Conductors	6 x 0,25 mm <sup>2</sup>
AWG-Number	23
mechanical installation conditions	quasi-flush
Active area	front side
Ensured switch distance ON S <sub>ao</sub>	8 mm / 18 mm
- Actuating magnet BP 6	8 mm
- Actuating magnet BP 15 SS	18 mm
- Actuating magnet BP 10	18 mm
- Actuating magnet BP 8	8 mm
Ensured switch distance OFF S <sub>ar</sub>	22 mm / 32 mm
- Actuating magnet BP 15 SS	28 mm
- Actuating magnet BP 6	20 mm
- Actuating magnet BP 10	28 mm
- Actuating magnet BP 8	20 mm
Type of actuation	Magnet
Direction of motion	head-on with regard to the active surface
restistance to shock	30 g / 11 ms
Resistance to vibration	10 ... 55 Hz, Amplitude 1 mm
Impact energy	max. 2 Nm

### Ambient conditions

---

Ambient temperature	
- Min. environmental temperature	-25 °C
- Max. environmental temperature	+70 °C
Storage and transport temperature	
- Min. Storage and transport temperature	-25 °C
- Max. Storage and transport temperature	+70 °C
Protection class	IP67

### Electrical data

---

Integrated Safety monitoring module available (Y/N)	No
Cross circuit/short circuit recognition possible (Y/N)	Yes
Voltage type	VAC/DC
Switch frequency	max. 5 Hz
Switching voltage	max. 120 VAC/DC
Switching current	max. 250 mA

Switching capacity max. 5 W

## Outputs

---

Design of control output  
Number of shutters 1 piece  
Number of openers 2 piece  
Design of output signal switching device

## Electrical data - Safety outputs

---

Number of secure semi-conductor outputs 0 piece  
Number of secure outputs with contact 2 piece

## Electrical data - Diagnostic output

---

Number of semi-conductor outputs with signaling function 0 piece  
Number of outputs with signaling function that already have a contact 1 piece

## LED switching conditions display

---

LED switching conditions display (Y/N) No

## ATEX

---

Explosion protection categories for gases EX II 3D Ex tc IIC T80°C Dc X  
EX II 3G Ex nC IIC T6 Gc X  
Explosion protection Zones for gases 3G  
Explosion protection Zones for gases 2  
Explosion protected category for dusts 3D  
Explosion protection Zones for dusts 22

## Dimensions

---

Dimensions of the sensor  
- Length of sensor 36 mm  
- Diameter of sensor M18

## notice

---

Contact symbols shown for the closed condition of the guard device.

The safety sensor must be mounted in such a way that actuation with another magnet is impossible (concealed mounting according to EN 1088)

## Included in delivery

---

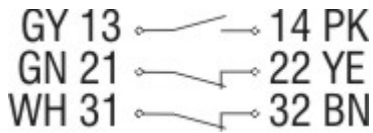
Actuators must be ordered separately.

## Keywords

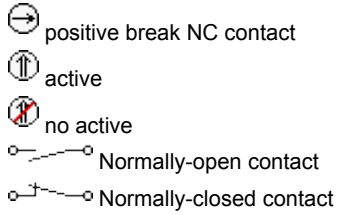
---

Keywords Ex, EEx, ATEX, Ex BNS180, EX BNS 180, BNS 180 Ex, BNS180ex, BNS 180 ex, ATEX BNS 180

## Diagram



Note Diagram



## Documents

---

**Operating instructions and Declaration of conformity (de)** 489 kB, 12.08.2014

Code: mrl\_ex-bns180\_de

**Operating instructions and Declaration of conformity (pt)** 482 kB, 10.09.2015

Code: mrl\_ex-bns180\_pt

**Operating instructions and Declaration of conformity (fr)** 480 kB, 09.09.2014

Code: mrl\_ex-bns180\_fr

**Operating instructions and Declaration of conformity (es)** 116 kB, 20.08.2014

Code: mrl\_ex-bns180\_es

**Operating instructions and Declaration of conformity (it)** 471 kB, 03.09.2014

Code: mrl\_ex-bns180\_it

**Operating instructions and Declaration of conformity (en)** 484 kB, 12.08.2014

Code: mrl\_ex-bns180\_en

**Operating instructions and Declaration of conformity (nl)** 477 kB, 03.09.2014

Code: mrl\_ex-bns180\_nl

**Operating instructions and Declaration of conformity (pl)** 510 kB, 11.01.2016

Code: mrl\_ex-bns180\_pl

**Operating instructions and Declaration of conformity (jp)** 595 kB, 09.09.2014

Code: mrl\_ex-bns180\_jp

**Brochure (de)** 7 MB, 25.02.2011

Code: b\_atep01

**Brochure (en)** 8 MB, 28.08.2012

Code: b\_atep02

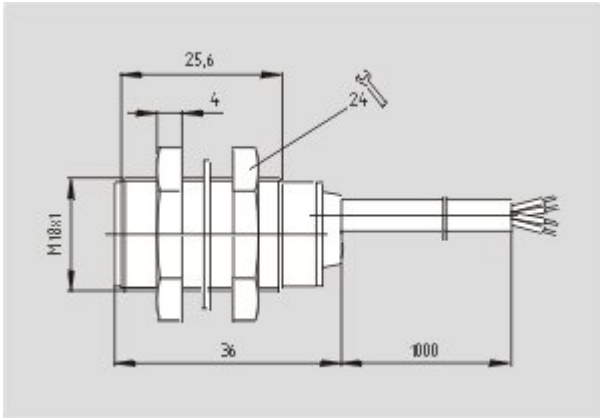
**Brochure (it)** 3 MB, 20.07.2007

Code: b\_atep05

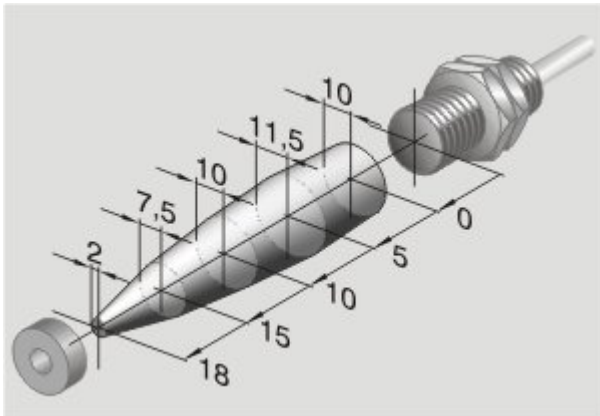
**Brochure (es)** 5 MB, 18.08.2009

Code: b\_atep09

## Images



Dimensional drawing (basic component)



Characteristic curve

K.A. Schmersal GmbH & Co. KG, Mödinghofe 30, D-42279 Wuppertal

The data and values have been checked thoroughly. Technical modifications and errors excepted.

Generiert am 18.01.2016 - 23:19:34h Kasbase 3.2.1.F.64I