

Datasheet - MS 330-11Y

Position switch / light Position switch / M 330 / M 330 Plunger S



Preferred typ



- Metal enclosure
- Long life
- 40 mm x 76 mm x 40 mm (basic component)
- Suitable for low actuating speeds
- 1 Cable entry M 20 x 1.5
- free of silicon
- proved in power station applications

(Minor differences between the printed image and the original product may exist!)

Ordering details


Product type description	MS 330-11Y
Article number	101160614
EAN code	4030661190808
eCl@ss	27-27-06-01

Approval

Approval



Global Properties

Product name	M 330 Druckbolzen S
Standards	EN 60947-5-1
Compliance with the Directives (Y/N) 	Yes
Suitable for safety functions (Y/N)	No
Standard housing (Y/N)	No
Materials	
- Material of the housings	cast iron
- Material of the contacts	Silver
Housing coating	painted
Weight	175 g

Slide form

Sphere

Mechanical data

Design of electrical connection	Screw connection
Cable section	
- Min. Cable section	1.5 mm ²
- Max. Cable section	2.5 mm ²
AWG-Number	13
Active principle	mechanical
Mechanical life	> 30.000.000 operations
notice	All indications about the cable section are including the conductor ferrules.
Design of actuating element	Plunger
Actuating force	min. 17.5 N
resistance to shock	50 g / 6 ms
Bounce duration	≤ 1.5 ms
Switchover time	≤ 10 ms
Contact opening	2 x 0,5 mm
Repeat accuracy of switching points	± 0,02 mm
Actuating speed	
- Min. Actuating speed	1 mm/min
- Max. Actuating speed	
- Actuating angle	20°

Ambient conditions

Ambient temperature	
- Min. environmental temperature	-30 °C
- Max. environmental temperature	+90 °C
Protection class	IP65 to IEC/EN 60529

Electrical data

Design of control element	Normally open contact (NO), Opener (NC)
- Change-over contact with double break	
- galvanically separated contact bridges	
Switching principle	Snap switch element
Number of shutters	1 piece
Number of openers	1 piece
Rated impulse withstand voltage U _{imp}	4 kV
Rated insulation voltage U _i	250 V
Thermal test current I _{the}	6 A
Utilisation category	AC-15: 230 V / 2,5 A
Max. fuse rating	6 A gG D-fuse

Dimensions

Dimensions of the sensor	
- Width of sensor	40 mm
- Height of sensor	87 mm
- Length of sensor	40 mm
Slide diameter	9 mm

notice






notice

Actuation from the side of the plunger should be avoided, since this reduces the mechanical life of the position switch.

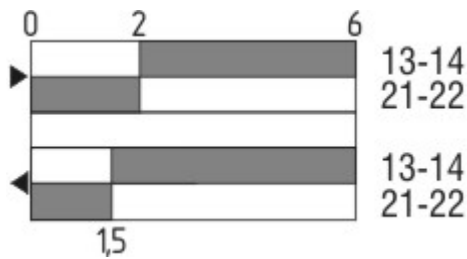
Diagram








Note Diagram

-  positive break NC contact
-  active
-  no active
-  Normally-open contact
-  Normally-closed contact

Switch travel diagram



Notes Switch travel diagram

-  Contact closed
-  Contact open
-  Setting range
-  Break point
-  Positive opening sequence/- angle
- VS** adjustable range of NO contact
- VÖ** adjustable range of NC contact
- N** after travel

Ordering suffix

The applicable ordering suffix is added at the end of the part number of the safety switch.

Order example: MS 330-11Y**Au-Ni**

...**Au-Ni**

Gold-nickel contact tips for low DC voltages

...- **1366**

For temperatures up to +160°C

None Approval, USA + Canada



Ordering code

M(1) 330-11Y-(2)-(3)

(1)

S	Plunger S
2S	Telescopic plunger 2S
R	Roller plunger R
K	Offset roller lever K
3K	Angle roller lever 3K
3S	Side plunger 3S
3R	Side roller plunger 3R
AF	Spring rod lever AF
4D	Forked roller lever 4D
8H	Roller lever 8H
7H	Roller lever 7H
10H	Rod lever 10H
H	Roller lever H
4H	Spring rod lever on shaft 4H
2H	Leaf-spring lever 2H
3H	Roller lever 3H
9H	Rod lever 9H
6H	Leaf-spring lever 6H
(2)	
<i>without</i>	without LED switching conditions display
G24	with LED switching conditions display
(3)	
Ni	Contacts in Gold-nickel alloy
1164	Splined shaft and lever available with 10° tothing
1366	For temperatures up to +160°C

Documents

Mounting and wiring instructions (de, en, fr) 145 kB, 31.03.2008

Code: m_330p01

Declaration of conformity (en) 117 kB, 08.01.2013

Code: konfi_mrl_m330_en

Declaration of conformity (de) 119 kB, 08.01.2013

Code: konfi_mrl_m330_de

CCC certification (en) 226 kB, 24.09.2015

Code: q_332p01

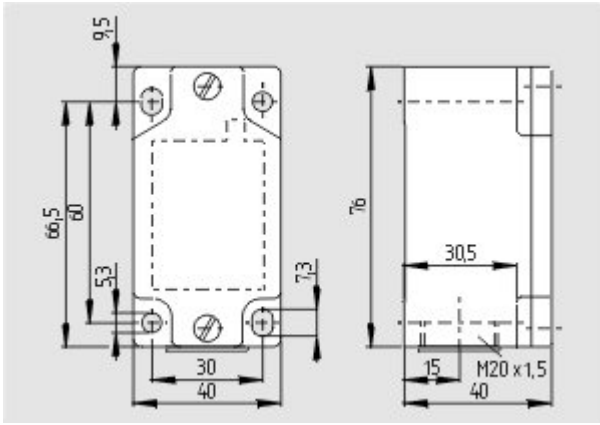
CCC certification (cn) 165 kB, 24.09.2015

Code: q_332p02

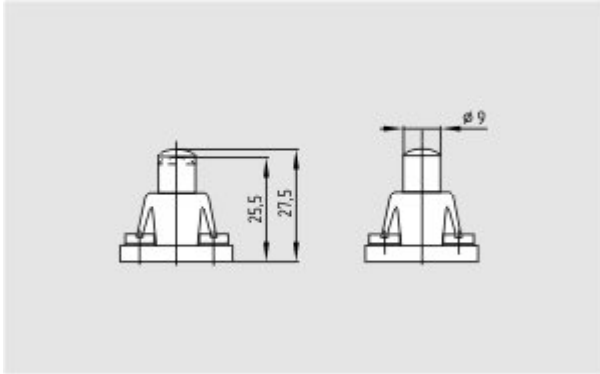
EAC certification (ru) 844 kB, 05.10.2015

Code: q_6037p17_ru

Images



Dimensional drawing (basic component)



Dimensional drawing (miscellaneous)



Operating principle

K.A. Schmersal GmbH & Co. KG, Mödinghofe 30, D-42279 Wuppertal

The data and values have been checked thoroughly. Technical modifications and errors excepted.

Generiert am 19.01.2016 - 04:55:28h Kasbase 3.2.1.F.64I