

theMova S360-101 FLAT DE WH

Item no.: 1030545

Presence and motion detectors Indoor detectors

Description

- Passive infra-red motion detector for ceiling installation in false ceilings
- Circular detection area 360°, up to Ø 8 m (50 m2) at mounting height 3 m
- 1 channel light (Relay, 230 V) and 1 channel presence (Relay, floating for HVAC control)
- Automatic motion and brightness-dependent control for lighting and HVAC
- Mixed light measurement suitable for fluorescent lamps (FL/PL/ESL), halogen/incandescent lamps and LEDs
- Operation as fully automatic device
- Brightness switching value configurable, teach-in function
- Pulse function for staircase light time switch
- Channel H, presence: relay, floating e.g. for HVAC control
- Time delay configurable
- Detection sensitivity configurable
- Test mode for checking function and detection area
- Ready for immediate use due to factory presetting (Brightness switching value 300 lux, Time delay 10 min.)
- One of these optional remote controls is required for changing the values and attitudes:
- Management remote control SendaPro
- Installation remote control theSenda P
- Optional user remote control: theSenda S



Subject to technical changes and misprints

additional information at: www.theben.de/product/1030545

The load data are determined with exemplary selected illuminants and are therefore typical data due to the large number of available products.

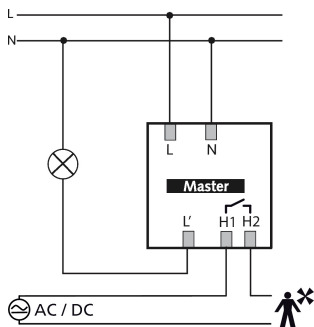
theMova S360-101 FLAT DE WH

Item no.: 1030545

Technical data

theMova S360-101 FLAT DE WH		theMova S360-101 FLAT DE WH	
Operating voltage	230 V AC	Incandescent/halogen lamp load	2300 W
Frequency	50 Hz	Compact and fluorescent lamps	1150 VA (cos ϕ = 0,5)
Installation height	2 – 4 m	Inrush current	max. 400 A / 200 μ s
Installation type	Ceiling installation	LED lamp < 2 W	25 W
Colour	White	LED lamp 2-8 W	250 W
Switching output	Light Presence	LED lamp > 8 W	250 W
Stand-by consumption	~0.5 W	Presence switch-off delay	10 s - 120 min
Light measurement	Mixed light measurement	Switching capacity presence	50 W/50 VA
Setting range brightness	30 – 3000 lx	Type of connection	Spring terminals
Light switch-off delay	10 s - 60 min	Detection range	50 m ² (\varnothing 8 m 360°)
Type of contact light	Relay 230 V / 10 A μ -contact	Ambient temperature	-15°C ... 50°C
Lamps	Incandescent/halogen lamps, fluorescent lamps, Energy saving lamps, LEDs	Type of protection	IP 54 (when fitted)

Connection example



Detection range for planning applications

Mounting height (A)	Head on to (R)	Diagonally (t)
2 m	5 m ² 2.5 m	38 m ² 7 m
2.5 m	7 m ² 3 m	38 m ² 7 m
3 m	13 m ² 4 m	50 m ² 8 m
3.5 m	13 m ² 4 m	50 m ² 8 m
4 m	13 m ² 4 m	64 m ² 9 m

Subject to technical changes and misprints

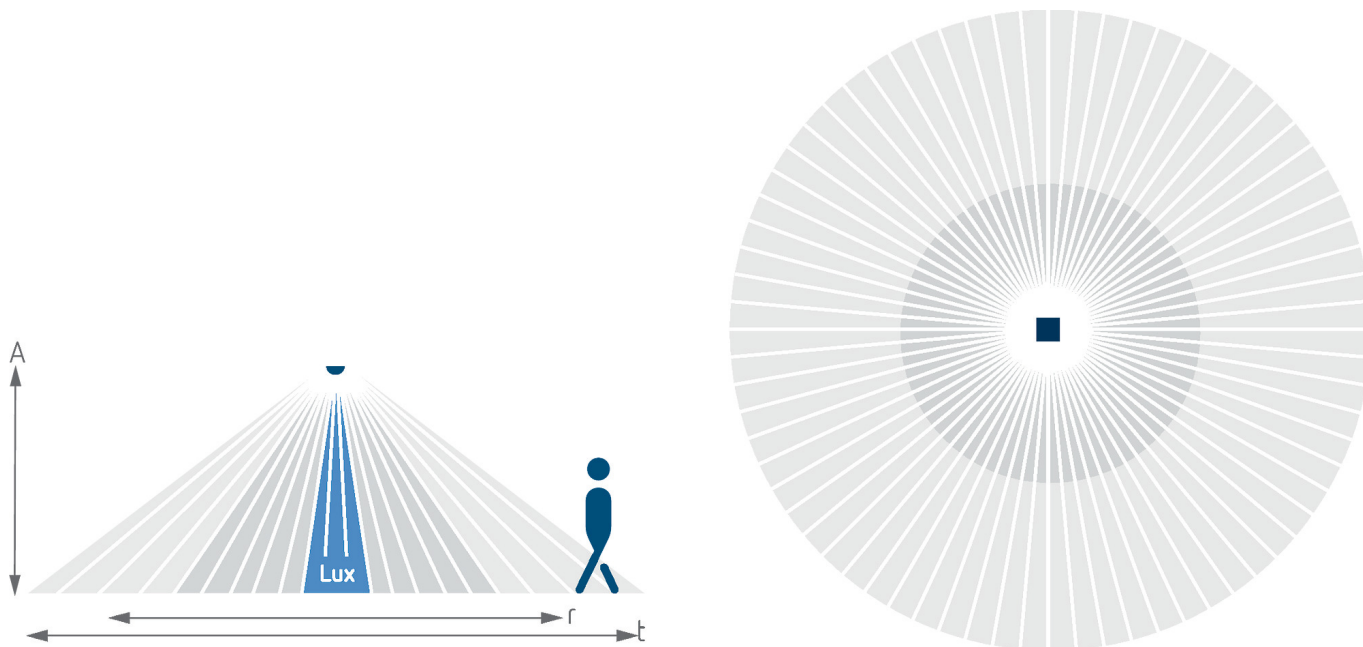
additional information at: www.theben.de/product/1030545

The load data are determined with exemplary selected illuminants and are therefore typical data due to the large number of available products.

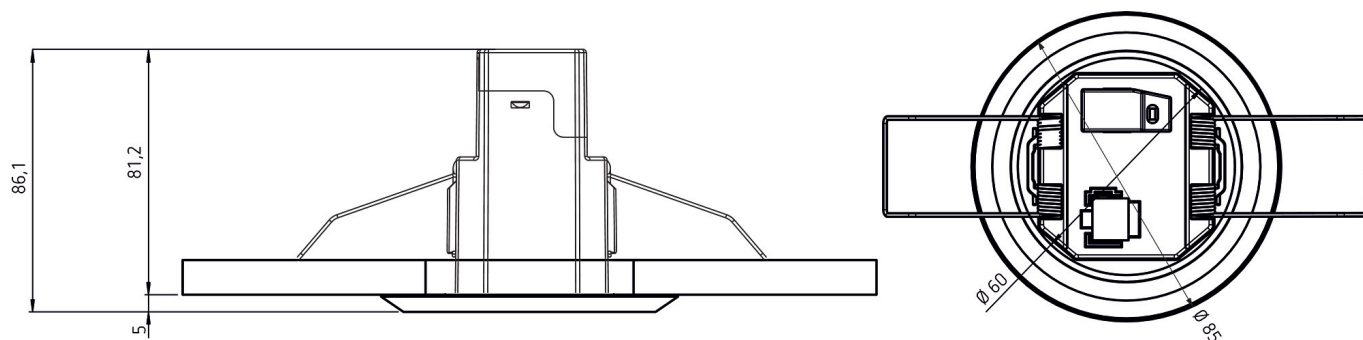
theMova S360-101 FLAT DE WH

Item no.: 1030545

Detection range for planning applications



Scale drawings



Accessories

theSenda P
Item no.: 9070910



theSenda S
Item no.: 9070911



theSenda B
Item no.: 9070985



Cover 85 GR
Item no.: 9070594



Subject to technical changes and misprints

additional information at: www.theben.de/product/1030545

The load data are determined with exemplary selected illuminants and are therefore typical data due to the large number of available products.

theMova S360-101 FLAT DE WH

Item no.: 1030545

theben
energy saving comfort

Accessories

Cover FLAT 85 GR

Item no.: 9070597

