

# SICON

The first cable connector system with stepless shear bolts.

### Through Connectors

For the range of application from 10 to 2,500mm<sup>2</sup>

### Tap Connectors

For the range of application from 25 to 240mm<sup>2</sup>

### Cable Lugs

For the range of application from 10 to 2300mm<sup>2</sup>



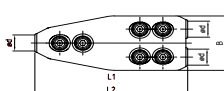
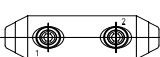
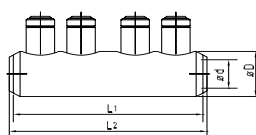
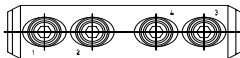
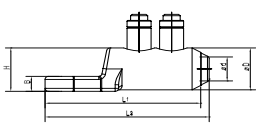
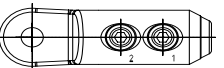
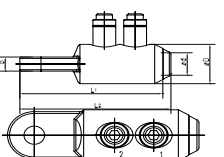
### Cable Lugs, Centre Palm

For the range of application from 25 to 300mm<sup>2</sup>

SM - STRANDED SHAPED / AL, CU

SE - SOLID ROUNDED / AL

RM - STRANDED ROUNDED / AL, CU

Drawing	Designation		RE mm <sup>2</sup>	RM mm <sup>2</sup>	SE mm <sup>2</sup>	SM mm <sup>2</sup>	RMv mm <sup>2</sup>	L1	ØD	Ød	Body	Tool	Number of screws	
	332,447,001	KP1165	SICON Tap connector (with oil stop)	50-240	50-185	50-185	50-150	50-240	166	68/33	20	AL electro tinned	allen key 6	6
	332,601,001	KP1185	SICON inline connector (with oil stop)	10-95	10-70	50-95	35-70	10-95	65	24	12,5	AL electro tinned	allen key 4	2
	332,607,010	KP1160	SICON inline connector (with oil stop)	25-150	25-120	35-120	35-95	25-150	68	28	16,3	AL electro tinned	allen key 5	2
	332,593,010	KP1200	SICON inline connector (with oil stop)	25-150	25-120	35-120	35-95	25-150	102	28	16,3	AL electro tinned	allen key 5	4
	332,592,010	KP1205	SICON inline connector (with oil stop)	50-240	50-185	50-185	50-150	50-240	126	33	20	AL electro tinned	allen key 6	4
	332,614,010	KP1210	SICON inline connector (with oil stop)	50-240	50-240	50-240	50-240	50-240	126	34	22	AL electro tinned	allen key 6	4
	332,602,010	KP1215	SICON inline connector (with oil stop)	95-300	50-240	95-240	95-240	95-300	140	38	24	AL electro tinned	allen key 8	4
	332,603,010	KP1220	SICON inline connector (with oil stop)	300-630	300-400	240	240-400	300-630	230	50	32	AL electro tinned	allen key 8	6
	332,604,001	KP1225	SICON cable lug	10-95	10-70	50-95	35-70	10-95	65	24	12,5	AL electro tinned	allen key 4	1
	332,599,010	KP1180	SICON cable lug	25-150	25-120	35-120	35-95	25-150	91	28	16,3	AL electro tinned	allen key 5	2
	332,595,010	KP1190	SICON cable lug	50-240	50-185	50-185	50-150	50-240	120	35	20	AL electro tinned	allen key 6	2
	332,605,010	KP1155	SICON cable lug	95-300	50-240	95-240	95-240	95-300	120	35	24	AL electro tinned	allen key 8	2
	332,606,010	KP1195	SICON cable lug	300-630	300-400	240	240-400	300-630				AL electro tinned	allen key 8	3
	332,600,010	KP1175	SICON central cable lug	25-150	25-120	35-120	35-95	25-150				AL electro tinned	allen key 5	2
	332,596,010	KP1145	SICON central cable lug	50-240	50-185	50-185	50-150	50-240				AL electro tinned	allen key 6	2
	332,608,010	KP1162	SICON central cable lug	95-300	50-240	95-240	95-240	95-300				AL electro tinned	allen key 8	2